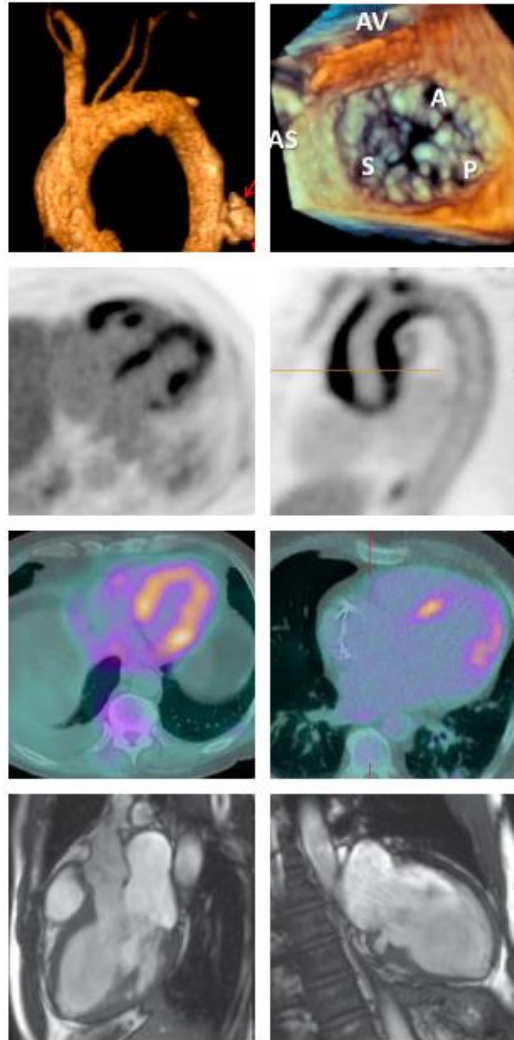


WELCOME!



12th ANNUAL

MULTIMODALITY CARDIOVASCULAR IMAGING FOR THE CLINICIAN

OCT. 20-22, 2023

Houston Methodist Hospital
6670 Bertner Ave.
John F. Bookout Auditorium, 2nd Floor
Houston, Texas 77030

Course Director: William A. Zoghbi, MD
Course Co-Directors: Mouaz H. Al-Mallah, MD;
Stephen H. Little, MD; John J. Mahmarian, MD;
Miguel A. Quiñones, MD; and Dipan J. Shah, MD

MEET OUR COURSE CO-DIRECTORS



Mouaz Al-Mallah, MD



Stephen H. Little, MD



John J. Mahmarian, MD



Miguel A. Quiñones, MD



Dipan J. Shah, MD

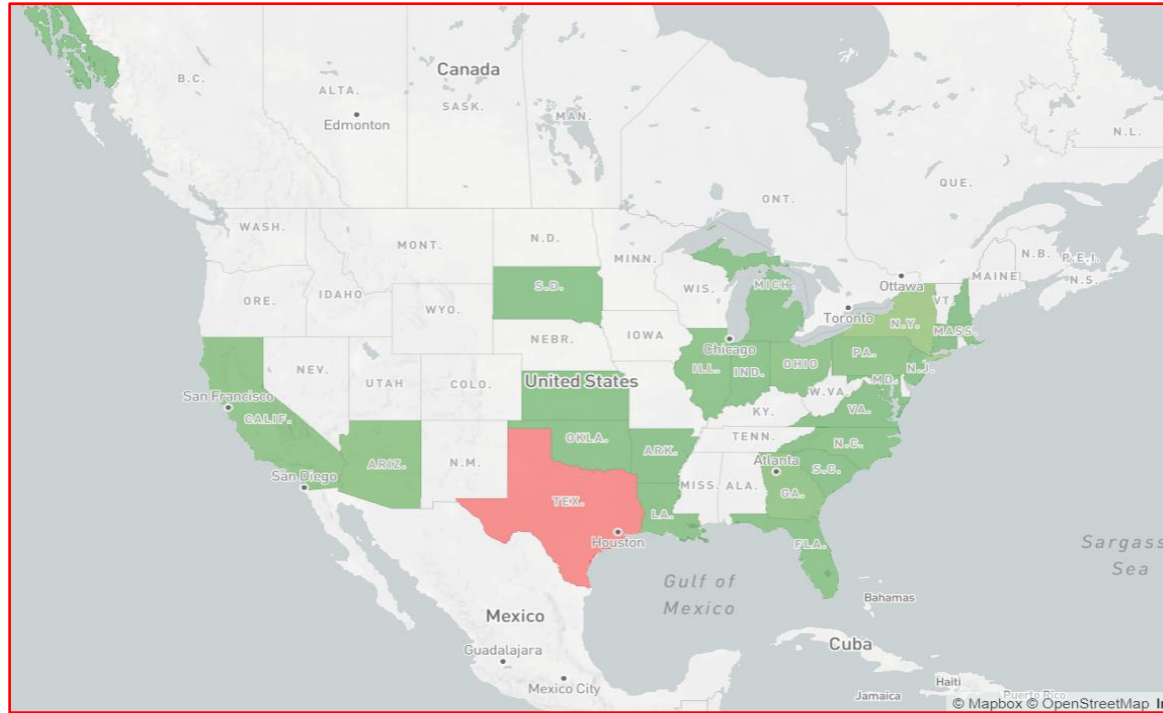
MMI 2023 | FAST FACTS

9 SESSIONS

33 FACULTY

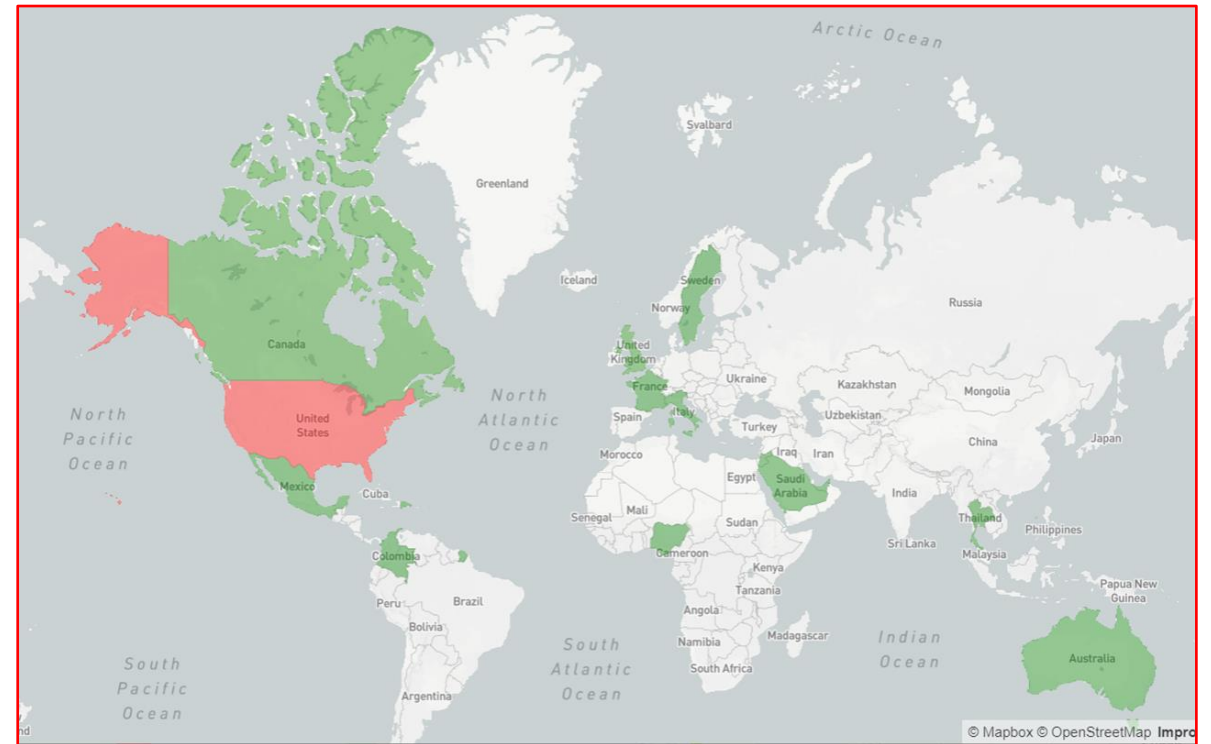


MMI 2023 | FAST FACTS



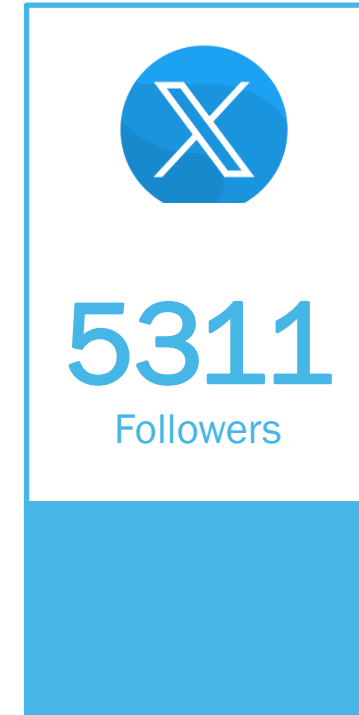

Registrants: 225

Countries: 16



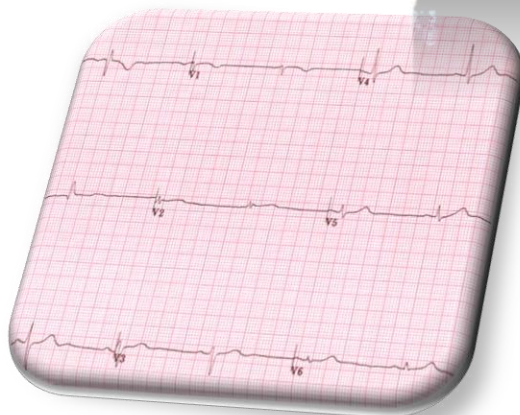
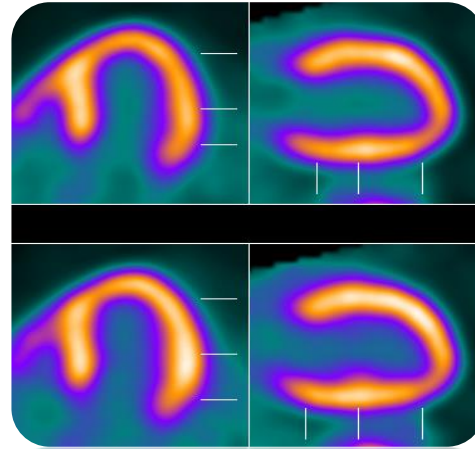
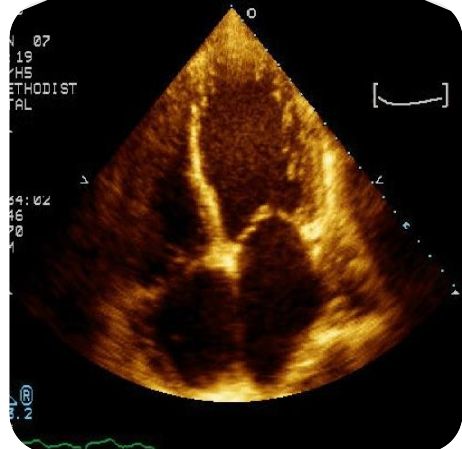
Social Media Reach

DeBakey CV Education

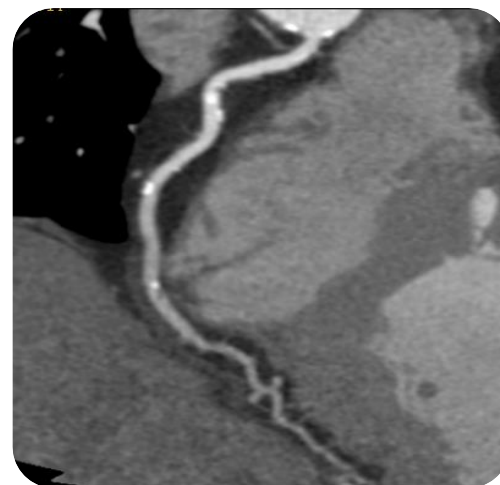
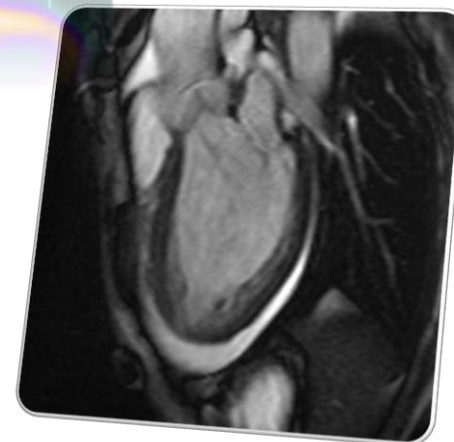


@DeBakeyCVedu

@williamzoghbi



Multimodality Imaging



- Imaging is crucial in CV health care delivery.
- Multimodality imaging
 - Adding complexity; indications/use
 - Evaluating value
 - Appropriate use
 - Layering concerns (Duplicative?)
 - Radiation concern

Texas Medical Center | Houston

HOUSTON
Methodist[®]
DEBAKEY HEART &
VASCULAR CENTER




Research Institute & New Walter Tower Houston Methodist

HOUSTON
Methodist[®]
DEBAKEY HEART &
VASCULAR CENTER



MITIE

Houston
Methodist
Institute for
Technology,
Innovation,
& Education



HMRI Translational Imaging Center


All imaging Modalities
First clinical Siemens 7T Terra MRI scanner
First Siemens Vision Digital PET/CT Scanner
In Texas.

PET/CT Vision



Cardiovascular Imaging Institute Team

Methodist DeBakey Heart & Vascular Center



Cardiology Lead CV Imaging
Advanced fellows: 8
Post Doctoral Research: 8

DAY 1 - SNAPSHOT

Friday, October 20, 2023

8:00 AM – 9:45 AM	SESSION 1 Latest Advances in CV Imaging Technology: Echo, CT, PET, and CMR. What Should I Incorporate in Practice? MODERATORS: Karla Kurrelmeyer, MD, and Karima Addetia, MD, and William A. Zoghbi, MD
9:45 AM - 10:15 AM	BREAK – EXHIBITS
10:15 AM - 12:00 PM	SESSION 2: Ischemic Heart Disease: Role of Imaging MODERATORS: Waleed Ahmed, MD, Panithaya Chareonthaitawee, MD and Jagat Narula MD, PhD
12:00 PM - 1:00 PM	LUNCH - EXHIBITS
1:00 PM - 2:45 PM	SESSION 3: Role of Imaging in Heart Failure MODERATORS: Mahwash Kassi, MD, Raymond Y. Kwong, MD, PhD and Miguel A. Quiñones, MD
2:45 PM – 3:15 PM	BREAK – EXHIBITS
3:15 PM – 5:00 PM	SESSION 4: Case Studies with Panel Discussion: CAD, Diastology, Contrast Echo, Heart Failure and Viability, Cardiac Masses MODERATORS: Waleed Ahmed, MD, Raymond Y. Kwong, MD, PhD, Sharon Mulvagh, MD, and Miguel A. Quiñones, MD

DAY 2 - SNAPSHOT

Saturday, October 21, 2023

8:00 AM – 10:15 AM	SESSION 5: Valvular Heart Disease I: The Mitral and Tricuspid Valves MODERATORS: Blase A. Carabello, MD, Gerald M. Lawrie, MD and Dee Dee Wang, MD
10:15 AM - 10:45 AM	BREAK – EXHIBITS
10:45 AM - 12:30 PM	SESSION 6: Valvular Heart Disease II: The Aortic Valve and Prosthetic Valves MODERATORS: Nadeen Faza, MD, Sachin Goel, MD and Michael J. Reardon, MD
12:30 PM – 1:30 PM	LUNCH – EXHIBITS
1:30 PM - 3:00 PM	SESSION 7: Imaging in Evaluation of Cardiomyopathy MODERATORS: Panithaya Chareonthaitawee, MD and Juan Carlos Plana, MD
3:00 PM - 3:30 PM	SESSION 8: Jeopardy Game: Test Your Skills – Rapid-Fire Interpretation MODERATOR: Bindu Chebrolu, MD
3:30 PM - 4:00 PM	BREAK – EXHIBITS
4:00 PM - 5:30 PM	SESSION 9: READ WITH THE EXPERTS Small Group Interactive Sessions: Basics of Image Manipulation and Case Studies

DAY 3 - SNAPSHOT

Sunday, October 22, 2023

8:00 AM – 10:00 AM	SESSION 8: Adult Congenital Heart Disease, Diseases of the Aorta and Peripheral Vasculature MODERATORS: Marvin Atkins, MD, Andrea Quarti, MD
10:00 AM - 10:30 AM	BREAK – EXHIBITS
10:30 AM – 11:45 AM	CONTINUED SESSION 8
11:45 AM – 12:00 PM	Program Wrap-Up and Adjournment

We gratefully acknowledge the following companies for participating as exhibitors at this activity:

Bracco Diagnostics

Cleerly Health

Esaote

GE Healthcare

Heartflow

Lantheus

Pfizer

Philips

MMI 2023 | DeBakey CV Education

In co-sponsorship with



Texas
CHAPTER

Endorsed by



**Society for
Cardiovascular
Magnetic
Resonance**

SUBMIT YOUR QUESTIONS TO SPEAKERS

Join by QR code

Scan with your camera app



Join by Web

PolleEv.com/methodist

Join by Text

Send **methodist** and your message to **37607**

*You may submit your questions at any time during the presentations.
Questions are moderated and are addressed based on time and content.*